



A CLIENT CARE MODULE: REDUCING & PREVENTING READMISSIONS TO THE HOSPITAL



...Developing top-notch caregivers, one inservice at a time.

www.knowingmore.com



We hope you enjoy this inservice, prepared by registered nurses especially for caregivers like you!

A Client Care Module:

REDUCING & PREVENTING READMISSIONS TO THE HOSPITAL

Instructions for the Learner

If you are studying the inservice on your own, please do the following:

- Read through **all** the material. You may find it useful to have a highlighting marker nearby as you read. Highlight any information that is new to you or that you feel is especially important.
- If you have questions about anything you read, please ask your supervisor.
- Take the quiz. Think about each statement and pick the best answer.
- Check with your supervisor for the right answers. You need **8 correct** to pass!
- Print your name, write in the date, and then sign your name.
- Email In the Know at feedback@knowingmore.com with your comments and/or suggestions for improving this inservice.

THANK YOU!

After finishing this inservice, you will be able to:

Identify clients at increased risk for readmission within 30 days of discharge.



*List at least three ways that you can help clients
1) manage their medications and 2) keep appointments after a hospital discharge.*



Discuss the difference between symptoms that merit a call to the doctor versus those that require a trip to the ER.



Develop a plan to improve change-of-shift reports for CNAs that reduces or prevents readmissions .



Collaborate with the entire healthcare team to improve outcomes for clients at risk for readmission.



Inside This Inservice:

Who Gets Readmitted?	2
Minding Medications	3
Education Improves Outcomes	4
Making and Keeping Appointments	5
Surround Your Clients with Support	6
Should You Call the Doc or Visit the ER?	7
Helping Clients Make Lifestyle Changes	8
Improving Shift Reports	9
Final Tips	10

© 2020 In the Know
www.knowingmore.com
Expires 12/31/2022

IMPORTANT:

This topic may be copied for use within each physical location that purchases this inservice from In the Know. All other copying or distribution is strictly prohibited, including sharing between multiple locations and/or uploading the file or any portion thereof to the internet or to an LMS (unless a license to do so is obtained from In the Know).

In accordance with industry standards, this inservice material expires on December 31, 2022. After that date, you may purchase a current copy of the materials by calling 877-809-5515.



A Health Care Module:

Reducing & Preventing Readmissions to the Hospital

IS IT TIME TO FIRE YOUR MECHANIC?

If you went to a mechanic and paid \$3000 to have your engine fixed, you'd be pretty mad if you had to go back to that mechanic two weeks later because the "fix" didn't work and now the problem is worse.

It's the same with hospital admissions. People go to the hospital to get fixed. No one wants to have to return because the fix "didn't take."

Unfortunately, the reality is that nearly **one in five** Medicare patients return to the hospital within 30 days of discharge . . . and Medicare is tired of footing the bill.


In the past, hospitals had no incentive to ensure patients got the care they needed once they left, and in fact they could actually benefit financially when patients didn't recover and needed to return for more treatment.

But, those days are over! More than 2,000 hospitals — including some nationally recognized ones — felt the first sweeping rounds of penalties in October 2012 because many of their patients were readmitted soon after discharge.

Together, these hospitals lost about \$280 million in Medicare funds as a result of a new system that pays health care providers based on the **quality** of care they provide. That quality, for now, will be measured by the number of patients that need to be readmitted within 30 days of a discharge.

If you don't work in a hospital, you may be wondering what all this has to do with you. Well, preventing readmission doesn't end when a person leaves the hospital. In fact, that's often when it begins. When you receive a new discharge in your long term care facility or on your home health roster, you accept the responsibility to do everything you can to help that client follow discharge instructions, take their medications properly and to make and keep follow-up appointments.

Dropping the ball on just one of these crucial post-discharge activities can quickly, and sometimes unnecessarily, land clients right back in the hospital—whether they are on Medicare, have private insurance or no insurance at all.



WHO GETS READMITTED TO THE HOSPITAL—AND WHY?



Ronald suffers from diabetes and high blood pressure. One day he seems to feel more tired than usual. He has no appetite and his daughter notices that he seems a little confused. His doctor sends him to the hospital to be **admitted for tests**.



Rita suffers from COPD. Her immune system is weak and she is battling depression. She lives alone and does not have a primary care physician. She goes to the ER for a headache and is **admitted for dehydration**.

↓ ↓

After 3 days in the hospital. . .

↓ ↓



Ronald is discharged to home with two new medications, a new diet plan and a follow-up visit scheduled with his primary care doctor.



Rita is discharged to a Skilled Nursing Facility. In addition to being dehydrated, doctors discovered she also had pneumonia.

Which of these two is more likely to be readmitted to the hospital in the next 30 days? Keep reading...!

Medical Conditions

The 5 most common medical conditions that increase the likelihood of hospital readmission are:

- Congestive Heart Failure (CHF).
- Pneumonia.
- Chronic Obstructive Pulmonary Disease (COPD).
- Mental illness.
- Gastrointestinal problems.

Other Risk Factors

A high rate of readmissions can also be related to:

- Polypharmacy, or taking **more than 5** prescribed medications.
- Lack of a primary care doctor.
- Lack of understanding of health conditions and care.
- Living alone and lack of social support.


Discharge Destination

Patients discharged to a Skilled Nursing Facility (SNF) are at risk for readmission because of:

- Poor communication.
- Mistakes in medication dosages.
- Inconsistent patient education.

Patients discharged to home are at risk when there are:

- Unclear medication instructions.
- Missing or confusing follow-up care instructions.
- Follow-up appointments not made, communicated or kept.
- Lack of family or social support.



WHAT EXCITES YOU?

TECHNOLOGY TO THE RESCUE!

Did you know that, on average, only 42% of patients are able to state their diagnosis when they are discharged, and only 37% are able to describe why they take the medications they do?

What if the answers to those questions were literally in the patient's pocket?

Everyone you meet has a smartphone these days, and seniors are no exception. Perhaps the time has come to start using smartphone apps to prevent readmissions.

Do a quick search today!

You'll find plenty of apps (many free) that your tech savvy clients can use to help them learn more about their conditions, take meds on time and keep track of their doctor appointments!

MINDING MEDICATIONS

A look back at the sidebar on page two should reveal a big, red, flashing neon arrow pointing to **MEDICATIONS!** *Polypharmacy* (taking more than 5 medications), *mistakes* in medication dosages and *unclear medication instructions* can all send a recently discharged client right back to the hospital.

SOME "BEST PRACTICES" YOU MAY SEE

Hospitals are working harder than ever to improve discharge teaching. Some hospitals will:

- Require the Registered Nurse to provide verbal and written instructions to clients prior to discharge regarding any new medications or changes to old medications.
- Send a pharmacist to the patient's room (or schedule a phone call) prior to discharge to teach clients about all of their medications.

If transferred to long term care, the receiving facility may:

- Review the client's list of medications upon admission. Call the doctor or pharmacist to clear up any confusing orders.
- Discuss all of the client's medications (new and old) with the client and his or her family so that everyone knows exactly what to expect.
- Require a "hand-off" meeting (usually by phone) between the discharge nurse at the hospital and the supervising nurse at the facility to discuss (among other things) the client's current medication orders.

If transferred home, the client may have been given:

- Verbal instructions by a discharge nurse that the client then had to repeat back in his or her own words to confirm understanding.
- Written instructions (including dose, frequency, side effects and a reason) for all medications the client is supposed to take.
- Medication dispensed by the hospital to take home. This gives the client time to get settled before having to go to the pharmacy to fill a new prescription.
- A follow-up call from a nurse or pharmacist 1 to 2 weeks after discharge to discuss medication doses, symptom improvement and side effects.

HOW YOU CAN HELP

- As a nursing assistant, you are probably not allowed to give medications. However, you are responsible for knowing your client's medical conditions, what medications they take and why, and any possible side effects.
- You spend the most time with the clients, so you will be the first person to notice and report right away if it seems your client's medications are not working, if there are any side effects, or if you think your client may not be taking medications properly.

EDUCATION IMPROVES OUTCOMES

Readmission rates increase significantly when patients are unclear about what causes their illness, how they can prevent relapse and how to properly use recommended medical devices.

SOME “BEST PRACTICES” YOU MAY SEE

Prior to discharge, some hospitals will:

- Provide verbal and/or written information to patients about their diagnosis in the individual’s primary spoken language (English, Spanish, French, etc.).
- Show patients educational videos about their specific diagnosis and allow time for patients to ask the doctor or nurse questions prior to discharge.
- Provide a “patient-friendly” version of the care plan which describes interventions (what to do) and expected outcomes (what to expect).

If transferred to long term care, the receiving facility may:

- Meet with newly discharged clients and their family caregivers to discuss what they know and what they need to know about their care.
- Ask clients to describe, in their own words, what their diagnosis is, how to recover and/or how to prevent relapse. Clear up any misconceptions right away.

If transferred home, the client may have been given:

- Written and verbal instructions on proper self-care and disease management.
- A list of suggested resources for learning more about their condition, such as reputable websites, helpful books and disease specific community resources.

HOW YOU CAN HELP

- Ask your newly discharged clients if there is anything they want or need to know about their condition or their care that they don’t already know . . . then help them find the answers they need.
- Clients with complex or multiple diseases may become confused or overwhelmed by their discharge instructions.

For example: Mr. G was just discharged to home with a new diagnosis of Diabetes. He is also obese and sedentary. He was given instructions to check his blood glucose level before each meal and at bedtime, write down the results and then self-inject insulin on a sliding scale (based on the results). He was also given a new diet and an exercise plan to follow.

Mr. G may need your help to break down the instructions into smaller, more manageable steps. You might suggest he spend the first week focusing on checking his blood sugar, documenting results and getting comfortable with self-injecting insulin. Then, the following week you can work on helping him understand his diet and exercise plan.



CONNECT IT!

Why do you think some clients lack understanding of their diagnosis or admit that they don’t know what to do to get better?

For some, it could be a **language barrier**.

For others, **education level** may be the problem.

Then there are those who are in **denial**.

And finally, there are those that **lack motivation** to take responsibility for their lives.

Think about a client you care for right now.

- Does he understand his diagnosis?
- Does she know what her medications are for?
- Is your client making doctor-recommended lifestyle changes?

If you answered “no” to any of these questions, think about some ways you can help educate and inspire your clients to take the next step in managing their own health.

MAKING AND KEEPING APPOINTMENTS

Missed appointments can delay treatment or testing that may be critical to your client's health. Delays can lead to a decline in health status and a trip back to the hospital!

SOME "BEST PRACTICES" YOU MAY SEE

Prior to discharge, some hospitals will:

- Have the discharge nurse make post-discharge appointments with the patient's primary care doctor at a time that is convenient for the patient.
- Provide a written summary of any appointments made. The summary should include the date and time of the appointment, the reason for the visit, the name of the doctor or facility the appointment is with, the contact phone number and instructions for rescheduling, if needed.

If transferred to long term care, the receiving facility may:

- Maintain a system that tracks and reminds clients and key staff members of clients' appointments that take place outside of the facility
- Coordinate with family caregivers to take clients to post-discharge appointments, when appropriate. Place a reminder call to the family caregiver at least 24 hours in advance of the appointment.
- Arrange for safe and reliable transportation to and from appointments if no family members are available.

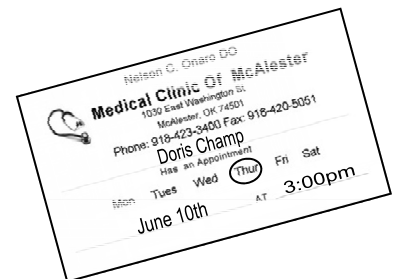


If transferred home, the client may have been given:

- Instructions to arrange a follow-up visit with his or her primary care physician within a certain timeframe.
- Reminder cards for follow-up appointments that were made prior to discharge.

HOW YOU CAN HELP

- Develop a system with your client for keeping track of appointments. This can be a calendar, appointment book, dry erase board, or any other system the client feels comfortable using.
- Go through appointment cards and put all the dates, times, and who the appointment is with on the calendar.
- Get your client into the habit of looking at the week ahead to plan in advance for appointments. Arrange transportation at least one week in advance.
 - Encourage your clients to request appointment times when they know they will have the most energy. For example, if your client feels best just after lunch, recommend she schedule her appointments for this time of day.
 - Stress the importance of cancelling and re-scheduling if your client is unable to make it to the scheduled appointment.



SURROUNDING CLIENTS WITH SUPPORT

Whether patients are transferred to a long term care facility or go home after a hospital admission, it is well documented that lack of social support is one of the most important predictors of readmission. There are four common types of social support. They are:

Emotional support—This is when a person feels the empathy, concern, affection, love, trust, acceptance, intimacy, encouragement or caring of others. It helps a person feel valued.

Physical support—This support includes financial assistance, material goods or services.

Informational support—Information can be in the form of advice, guidance, or suggestions. It helps people make tough decisions and solve problems.

Companionship support—This type of support provides a sense of belonging and a shared experience.

SOME “BEST PRACTICES” YOU MAY SEE

Prior to discharge, some hospitals will:

- Arrange for a social worker to meet with the patient prior to discharge to help identify any family members or close friends for emotional support, programs where the patient can apply for financial support, and appropriate community resources that can provide informational and companionship support.

If transferred to long term care, the receiving facility may:

- Have regular support group meetings, a chaplain and/or volunteers that can help meet the social needs of a variety of individuals.

If transferred home, the client may have been assigned a home health caregiver:

- Home health caregivers support the social needs of clients who live alone or who live with other family members who are unable to meet the client’s needs.

HOW YOU CAN HELP

- Speak to family members, if possible, about the importance of providing social support to your client.
- Contact a church group or other volunteer organization to make visits to your clients—especially the ones who are rarely visited by family members.
- If appropriate, volunteering can give your client a sense of purpose, connectedness and the satisfaction of helping others in need. Check out www.seniorcorps.org for volunteer opportunities all over the United States.



THINK ABOUT IT!

Think about a client you care for right now.

Do you think your client is getting the social support he or she needs?

Yes No

If you answered yes, list some examples of the social support you know your client receives.

If you answered “No,” what can you do to improve your client’s social support?

Discuss your thoughts with your co-workers and supervisor and find out what they would do.

SHOULD YOU CALL TO THE DOCTOR OR VISIT THE ER?

After being diagnosed and/or treated in the hospital for CHF, pneumonia, COPD, mental illness or gastrointestinal problems, some patients may be unclear on the difference between symptoms that require a call to the doctor versus a visit to the ER. Knowing the difference can prevent unnecessary readmissions!

Common Condition	Call the doctor (or nurse) to report . . .	Visit the ER for . . .
Congestive Heart Failure (CHF)	<ul style="list-style-type: none"> Weight gain of more than 2 pounds in 1 day or 5 pounds in a week. <i>(If possible, daily weights should be checked in the morning after first urine and before any fluid intake.)</i> More than usual swelling in the feet, ankles, or stomach region. <i>(Be sure the client is following any fluid restriction guidelines ordered by the doctor.)</i> Increased urination at night. <i>(Clients with CHF will usually be on a diuretic or "water pill" that increases urine output.)</i> 	<ul style="list-style-type: none"> Struggling to breathe or unrelieved shortness of breath while at rest. Chest pain. New or worsening confusion or trouble thinking clearly. Persistent palpitations (racing heart) Lightheadedness that does not go away. Passing out.
Pneumonia	<ul style="list-style-type: none"> Breathing that seems too fast, painful, or difficult. <i>(Placing client in a sitting position, arms propped on a table, with shoulders relaxed and head slightly forward may help.)</i> A cough that brings up blood. Headaches or fever. 	<ul style="list-style-type: none"> Struggling to breathe after being moved to a sitting position, with arms propped on a table, shoulders relaxed and head slightly forward. Dizziness or confusion. Blue color around lips, fingers or toes.
COPD	<ul style="list-style-type: none"> Coughing that brings up dark yellow, green, or bloody mucus. Fever or chills. The need to use inhaler more often than usual or more than prescribed. New or worsening swelling in legs, ankles or abdomen. 	<ul style="list-style-type: none"> Chest pain or tightness not relieved by usual rest or medication. Struggling to breathe. Confusion or dizziness. Feeling faint or passing out.
Mental Illness <ul style="list-style-type: none"> Depression Bipolar Disorder Psychosis Schizophrenia 	<ul style="list-style-type: none"> Medications don't seem to be helping. Client experiences muscle spasms, stiffness, or trouble walking. <i>(These could be side effects of certain anti-psychotic medications.)</i> New or worsening depression. 	<ul style="list-style-type: none"> Feeling like hurting or killing self or others. Sudden onset of trouble breathing.
GI Problems <ul style="list-style-type: none"> Diverticular disease Colitis Colorectal Cancer 	<ul style="list-style-type: none"> Sudden pain or cramping in abdomen or back. Bleeding from rectum or bloody diarrhea. Fever. Unintentional weight loss. Nausea or vomiting. 	<ul style="list-style-type: none"> Fever exceeds 101° F. Nausea or vomiting persist for 24 hours. Constipation or diarrhea that lasts for more than 48 hours. Any redness, swelling, or foul-smelling drainage from incisions (or tubes).

HELP CLIENTS MAKE LIFESTYLE CHANGES

SMOKING: Smoking is directly linked to the top 3 chronic illnesses that are most likely to lead to a hospital readmission: **heart disease, pneumonia** and **COPD**. If you provide care for clients with any of these conditions, it's likely you are providing care for a smoker (or former smoker).

If your client smokes, it's important to be both direct and supportive. Nicotine is a powerful drug that is highly addictive, and that makes quitting extremely difficult . . . but it's not impossible!

Encourage your client to speak to his doctor about medical interventions that can help. There are anti-smoking medications, like Zyban and Chantix. There are nicotine replacers, such as patches, gums and sprays. And there are non-medical solutions that include hypnosis, acupuncture and support groups.

There isn't one right answer for every smoker, but a great place to start, for is by calling the National North American Quitline. Quitlines are telephone-based tobacco cessation services available in all 50 U.S. states, 10 provinces and two territories in Canada, Mexico, Puerto Rico and Guam.



Help your client find your state's Quitline number at www.naquitline.org or call the national number at **1-800-QUIT-NOW** to be routed to your local line.

OBESITY: It is estimated that 1 out of every 3 Americans is obese. Obesity is considered a "gateway" disease. That means it contributes to other diseases. Currently, obesity is linked to heart disease, cancer, respiratory diseases, Type 2 diabetes, high cholesterol, sleep apnea, liver and gallbladder disease, osteoarthritis, dementia and Alzheimer's Disease.

Like smoking, there is no one-size-fits-all approach to treating obesity. Treatment may include diet, exercise and behavioral modification, as well as drug therapies and surgery for some individuals.

Encourage your clients to speak to their doctor about the best way to lose weight. Weight loss routines for obese clients must be designed specifically for the age and chronic illnesses faced by each individual.

Treat your clients' weight like another part of their chronic illness, **not a character flaw**. Let them know you are available to support them in their weight loss journey.

Help your client understand that improvement may mean changing a lifetime of eating habits. Help your client make small changes at first. Trying to change everything at once usually results in failure—which can spiral into guilt and more weight gain.



TALK ABOUT IT!

WHO'S TALKING NOW?


There was a time when doctors would avoid talking to their patients about the dangers of smoking.

- Some said they were just too uncomfortable bringing it up.
- Others were afraid of offending patients, and thus losing their business.
- And a final group thought it didn't matter because no one was listening anyway.

Fortunately, things are changing. Doctors now speak with smokers at every visit and offer ways to help them quit. And, guess what? Smokers are listening!

Are you uncomfortable speaking with clients about quitting smoking?

Ask your supervisor today for some resources that can help you help clients make better health choices!



FIVE KEY POINTS!

REVIEW WHAT YOU LEARNED!

1. One in five Medicare patients return to the hospital within 30 days of discharge—and Medicare will no longer foot the bill.
2. Certain medical conditions, like CHF, COPD and pneumonia increase the likelihood of hospital readmission.
3. Other risk factors, such as polypharmacy, lack of primary care doctor, lack of understanding of health conditions, and a lack of social support also increase the odds that a person will be readmitted within 30 days of discharge.
4. Preventing readmission doesn't end when a person leaves the hospital. In fact, that's often when it begins.
5. Preventing readmissions to the hospital is a *team effort*. One person, or even one group of people, cannot do it all.

IMPROVE CHANGE-OF-SHIFT REPORTS

Whether you work in a facility, caring for dozens of clients, or in home care with just one client, the change-of-shift report is one of the most important ways you can help clients prevent unnecessary readmissions.

You may be thinking, "I'm *just* a nursing assistant, we don't do a change-of-shift report." Or, "That's something the nurses do and we are not included." Well, if that's the case for your workplace, it's time to make some changes.

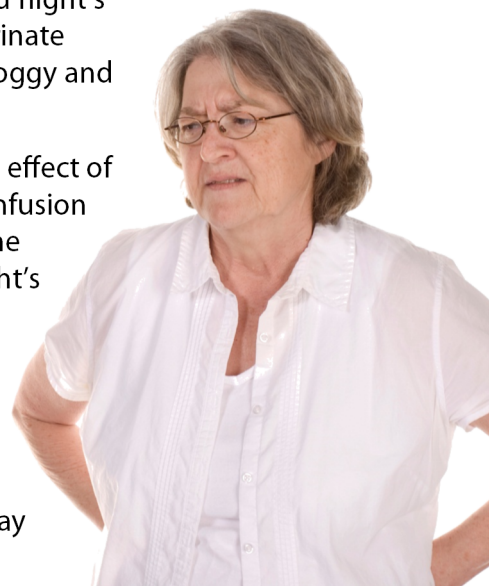
If your team does not routinely share a shift report between nursing assistants, it's time to consider adding the practice. It doesn't have to take a long time. Just a few minutes is all it takes to share important and abnormal information. **For example:**

- When giving a shift report, focus on things that have changed during your shift and anything that might affect the way the next shift gives care.
- Pay particular attention to the health status of clients who have been discharged from the hospital within the last 30 days. Be prepared to report more details about these clients when your shift is over, and be ready to ask more questions about these clients as your shift begins.
- If possible, request to be present during the nurses change-of-shift report. You will learn about your clients in much greater detail, which can improve the care the entire team is able to provide.
- **Carry your brain in your pocket!** If you care for many clients during a given shift, don't try to rely on your memory to report all those details to the next shift. Instead, carry a piece of paper or a small note pad in your pocket and take notes as you go along!

Here's an example scenario: Ms. J. was recently discharged from the hospital with a diagnosis of congestive heart failure. She is adjusting to being on a diuretic (water pill) and didn't get a good night's sleep because of the frequent urge to urinate during the night. The next day she is groggy and a little confused due to the lack of sleep.

More frequent urination is a normal side effect of diuretic therapy, but grogginess and confusion are not. Without the information from the outgoing shift that Ms. J. had a poor night's sleep, the day shift may see the grogginess and confusion as a sign that her heart condition is worsening.

The lack of information about the poor night's sleep could lead to a call to the doctor or a return to the hospital that may have easily been avoided.





A Health Care Module:
Reducing & Preventing Readmissions to the Hospital

EMPLOYEE NAME
 (Please print):

DATE: _____

- ***I understand the information presented in this inservice.***
- ***I have completed this inservice and answered at least eight of the test questions correctly.***

EMPLOYEE SIGNATURE:

SUPERVISOR SIGNATURE:

Inservice Credit:

<input type="checkbox"/> Self Study	1 hour
<input type="checkbox"/> Group Study	1 hour

File completed test in employee's personnel file.

Are you "In the Know" about preventing readmissions? Circle the best choice or fill in your answer. Then check your answers with your supervisor!

1. **All of the following increase the risk for readmission, EXCEPT:**
 - A. Polypharmacy.
 - B. Being female.
 - C. Lack of primary care doctor.
 - D. Lack of social support.
2. **Your recently discharged client is not taking his medication as prescribed. You should:**
 - A. Do nothing. It's his right.
 - B. Report to your supervisor.
 - C. Arrange for transport to the ER.
 - D. None of these.
3. **Which of the following types of social support do nursing assistants typically provide to their clients?**
 - A. Emotional support.
 - B. Companionship support.
 - C. Informational support.
 - D. All of these.
4. **Preventing readmission to the hospital is the responsibility of the:**
 - A. Hospital Staff.
 - B. Rehab Team.
 - C. Primary Care Doctor.
 - D. Entire Caregiving Team.
5. **True or False**
 Preventing unnecessary readmissions is only important for clients with Medicare.
6. **True or False**
 A missed follow-up appointment can lead to a preventable readmission.
7. **True or False**
 It's not necessary for Nursing Assistants to give or receive change-of-shift reports.
8. **True or False**
 It's important for all clients to understand what causes their illness so that they can take steps to improve or prevent a relapse.
9. **Choose One**
 Turn back to page 2 of this inservice packet and decide who you think is more at risk for being readmitted: A. Ronald or B. Rita.
10. **Fill in the Blanks**
 List at least 3 risk factors that make readmission more likely for this person.
 1. _____ 2. _____ 3. _____